

VOLUME (l)  
VOLUMEN (l)

MAX. LOAD (kg)  
MAX. BELASTUNG (kg)

FLOOR LOAD (kg/m<sup>2</sup>)  
BODENBELASTUNG (kg/m<sup>2</sup>)

210

355

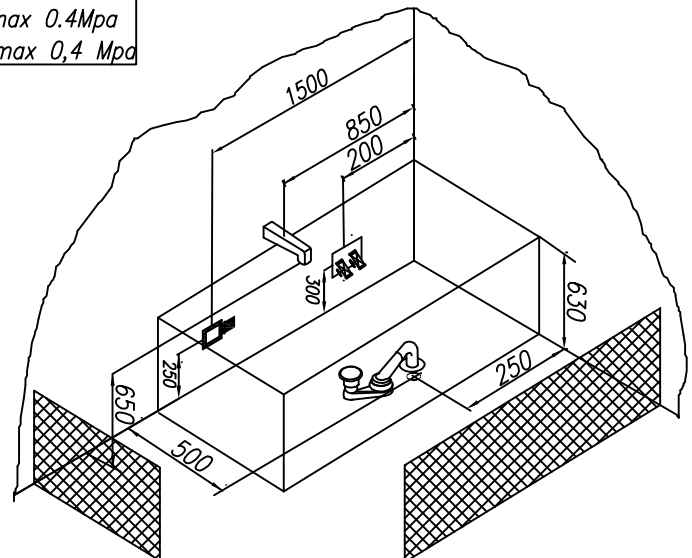
300

- - Spot for el. cable 3×2.5mm<sup>2</sup>, length approx. 1m
- Platz Stromkabel 3 × 2,5 mm<sup>2</sup>, Länge cca. 1 m
- - Spot for el. cable 1×6mm<sup>2</sup> for earthing, length approx. 1.5m
- Platz Stromkabel 1 × 6 mm<sup>2</sup> für Erdung, Länge cca. 1,5 m

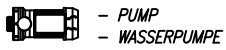
- ⊠ - Connection of hot and cold water 1/2" min 0.2Mpa, max 0.4Mpa
- Anschluss Warm- und Kaltwasser 1/2" min 0,2 Mpa, max 0,4 Mpa

- - Drain spot Ø 50mm
- Abflussplatz Ø 50 mm
- ▣ - Panel - option
- Möglichkeit - Schürze

**INSTALLATION RECOMMENDATION  
MONTAGEEMPFEHLUNG**



Recommended overflow set Vorgeschlagene Überlaufgarnitur	PAL 650
Recommendations for the installation of bathtub without panel Empfehlungen für die Montage von Badewannen ohne Schürze	Nr. MK 03
Recommendations for the installation of bathtub with panel Empfehlungen für die Montage von Badewannen mit Schürze	Nr. MK 01
Option of the built-in bathtub base Möglichkeit des Sockels für die Badewannen ohne Schürze	Nr. MK 05 PKK 501
Option of the bathtub base with panel Möglichkeit des Sockels für die Badewannen mit Schürze	Nr. MK 12 CM 160-170



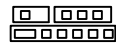
- PUMP  
- WASSERPUMPE



- WATER JETS  
- WASSERDÜSEN



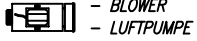
- AIR CONTROLLER  
- LUFTREGLER



- ELECTRONIC SWITCHES  
- ELEKTROSCHALTER



- FIXTURE AND SHOWER HANDLE  
- WASSERHAHN UND DUSCHE



- BLOWER  
- LUFTPUMPE



- AIR JET  
- LUFTDÜSE



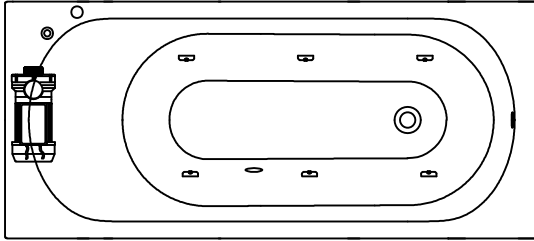
- PNEUMATIC SWITCH  
- PNEUMATIKSCHALTER



- LIGHT OR CHROMOTHERAPY  
- LICHT- ODER CHROMOTHERAPIE

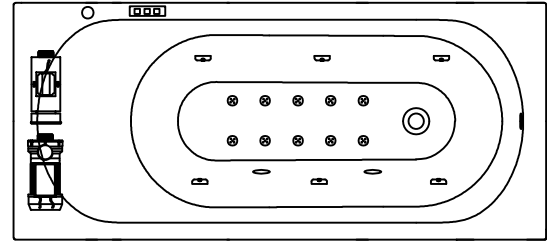


- MICROJET SWITCH  
- SCHALTER FÜR MIKRODÜSEN



WATER MASSAGE SYSTEM 1 WASSERMASSAGESYSTEM 1

- PUMP P=800W
- PNEUMATIC SWITCH
- AIR CONTROLLER
- 6 WATER JETS
- WASSERPUMPE P = 800 W
- PNEUMATIKSCHALTER
- LUFTREGLER
- 6 WASSERDÜSEN

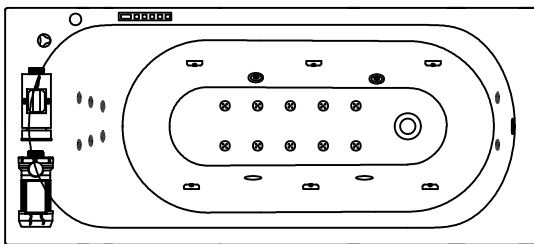


WATER AND AIR MASSAGE SYSTEM

- PUMP P=800W
- BLOWER P=800W
- ELECTRONIC SWITCH
- 6 SUPER WATER JETS
- 10 AIR JETS
- AIR REGULATOR

WASSER UND LUFT MASSAGESYSTEM

- WASSERPUMPE P = 800 W
- LUFTPUMPE P = 800 W
- ELEKTROSCHALTER
- 6 SUPER-WASSERDÜSEN
- 10 LUFTDÜSEN
- LUFTREGLER

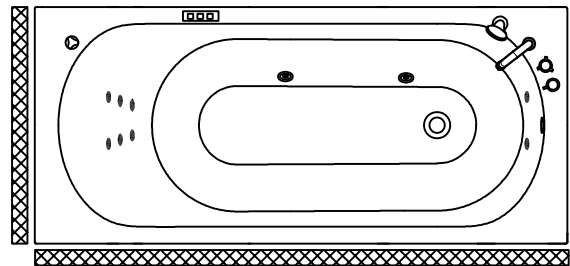


VITAL MASSAGE SYSTEM

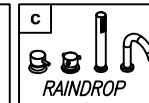
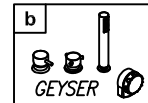

- PUMP P=1250W
- BLOWER P=800W
- HEATER P=1500W
- ELECTRONIC SWITCH
- AIR CONTROLLER
- 6 SUPER WATER JETS
- 10 AIR JETS
- OZONE FOR DISINFECTION
- CHROMOTHERAPY
- 6 MICROJETS FOR BACK
- 2 MICROJETS FOR FEET

VITAL MASSAGESYSTEM


- WASSERPUMPE P = 1250 W
- LUFTPUMPE P = 800 W
- HEIZKÖRPER P = 1500 W
- ELEKTROSCHALTER
- LUFTREGLER
- 6 SUPER WASSERDÜSEN
- 10 LUFTDÜSEN
- OZON FÜR DESINFEKTION
- CHROMOTHERAPIE
- 6 MIKRODÜSEN FÜR RÜCKEN
- 2 MIKRODÜSEN FÜR FÜSSE



OPTION FIXTURE AND SHOWER HANDLE - MÖGLICHKEIT WASSERHAHN UND DUSCHE



OPTION 6 MICROJETS P=1250W - MÖGLICHKEIT MIKRODÜSEN 6 P = 1250 W



OPTION TWO ADDITIONAL MICROJETS - MÖGLICHKEIT ZWEI ZUSÄTZLICHE MIKRODÜSEN



OPTION CHROMOTHERAPY - MÖGLICHKEIT CHROMOTHERAPIE



OPTION PANEL FOR BATHTUB - OPTION SHÜRZE FÜR BADEWANNE